


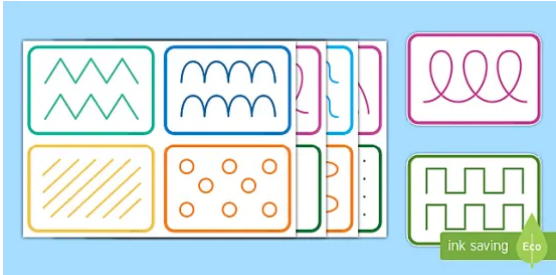
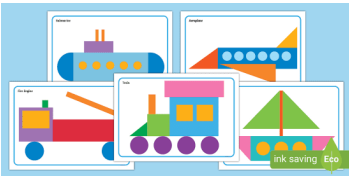



### Spring 1 Home Learning- Nursery

<b>Personal, Social and Emotional Development</b>	<b>Physical Development</b>	<b>Communication and Language/ Understanding the World</b>
<p>Do the emotions sorting game and put the pictures on the right emotion face. How do you feel now? Can you say why?</p> 	<p>Try moving in different ways around your home or outdoors. You could roll, slide, crawl or hop. You can upload a video to Seesaw if you want.</p> 	<p>Can you talk about some of the things you see on your way to school?</p> 
<b>Literacy</b>	<b>Mathematics</b>	<b>Expressive Arts and Design</b>
<p>Try using some writing patterns. You could also write the first letter of your name and decorate it with felt tip pens.</p> 	<p>Can you draw a vehicle using different shapes? What shape are the wheels and doors?</p> 	<p>Can you make an emergency vehicle using boxes and lids? See if you can make the wheels turn.</p> 

--	--	--






## Reception Home Learning Autumn 1

### Regular activities

Read to your child and talk about the new words encountered.	Your child will be bringing a book home on a <b>Friday</b> , this will be a book to share and once we progress through phase 2 of the phonics scheme a reading book.	Practise counting during everyday activities such as setting the table or walking up the stairs. Point out numerals in the environment whilst out and about.
--	--	--

Please upload the completed activities to Seesaw and aim to complete one of the following, each week.

Understanding the World	Understanding the World/Expressive Arts and Design	Mathematics
 <p>Draw a map of your journey to school. First, talk about the route as you walk to school and take some photos of any landmarks you may pass. We will be drawing maps in class the week beginning the <b>9<sup>th</sup> October</b></p>	 <p>Go to the park or walk up to Hampstead Heath and look for signs of autumn. Collect some natural resources ( leaves, pine cones, conkers etc) and make a collage. You could draw a hedgehog and stick the leaves as prickles.</p>	 <p>Sort and count the natural resources you found on your autumn walk. Together make some cards to label your sets, drawing a picture and form the number to show how many. Work on finding sets up to 5 and beyond if you can!</p>
Literacy / Physical Development	Communication and Language/ PSE	Literacy / Expressive Arts and Design



Practise writing your name. Use the letter Wandle formation phrases to help. By half term, we would like to see all children writing their name and correctly forming the lower case letters.



Make a 'Chatterbox'. Find and decorate an old shoe box. Fill it with things that are special to you. It may include photos of your family, holiday photographs, and special toy.along with drawings. When the box is finished, encourage your child to talk about what is in the box. Boxes need to be completed and brought into school by the **1<sup>st</sup> November**.



Choose your favourite story and talk about the setting,the characters, the problem in the story and the solution. Then, make some puppets and retell the story. Film your retelling and upload to seesaw.