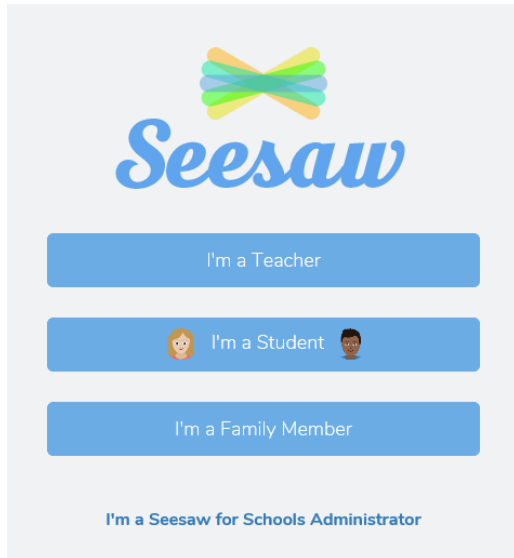


How to access Seesaw for remote learning

Go to the Seesaw homepage <https://web.seesaw.me/>

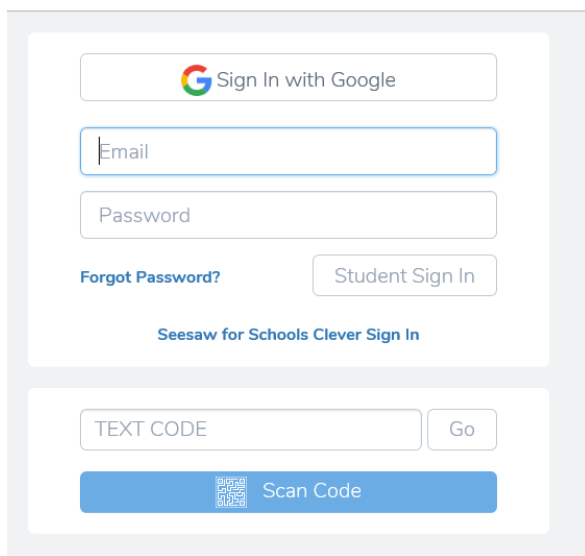
Click **Login**

You will arrive at this page. Select **I'm a Student**




You then need to type in your **Seesaw Home Learning Code** where it says **TEXT CODE**

 Student Sign In 

The image shows the Seesaw login form. It is divided into two main sections. The top section contains a "Sign In with Google" button with the Google logo, an "Email" input field, a "Password" input field, a "Forgot Password?" link, and a "Student Sign In" button. Below this section is a link for "Seesaw for Schools Clever Sign In". The bottom section contains a "TEXT CODE" input field, a "Go" button, and a blue button with a QR code icon and the text "Scan Code".

This will take you to your home learning home page. Your teacher will set assignments and activities as well as communicate with you through this page on a daily basis.


Student - 1 Class

ACTIVITIES

Dear diary,

Today was mixed. It began as usual with breakfast but...

Keep a journal everyday

One of your daily activities will be to complete a journal to record what you have been doing each day whilst at home. By keeping a journal during this unprecedented time, you have the opportunity to create a piece of historical evidence. In the future, children might enjoy and learn about this time from your writing. How exciting!


Try and include a description of all the activities you have completed during the day (however small), as well as your thoughts and feelings throughout the day.


Feel free to write as long an entry as you like or keep it short and sweet!


Happy journaling!

Melissa

Waiting for Response



Add Response


Assigned on Mar 17 at 08:10 PM




Year 6 Hawley
Student


Journal


1

Activities

Inbox


Waiting for Response


Class Activities

Activities may be set directly through Seesaw or will include links to other websites such as TT Rockstars, Get Epic and MyMaths. If they are set through Seesaw, you will be able to take pictures of your work to show your teacher what you have done.

Whenever you complete an activity, your teacher will also be able to respond to your work.